



Verisana LAB · c/o Brian Kalish · 818 N Quincy Street ·  
Unit 806 · Arlington VA 22203

John Smith  
1234 Main Street  
ANYTOWN CA 45789

**Surname,  
First name** Smith,John

**DOB** 01-07-1984

**Sex** male

**Laboratory #** 3-4304

**Date collected** 01-30-2018

**Date received** 02-01-2018

**Report date** 02-09-2018













## Laboratory report

Enclosed you will find the results of your laboratory examination. In case of any positive results, please consult your primary care provider for treatment options and further analysis. We explicitly warn against beginning, suspending or changing any medication or therapy without consulting your doctor. Verisana recommends confirmatory testing with a different method for any positive result, or if an unexpected negative result is obtained. A positive result for any of the tests in this panel, should be viewed as a “presumptive positive” until a confirmatory test has been performed.

**Test:** Standard STD Test for Men

**Sample material:** Blood

**Date received:** 02-01-2018

| Analyte                            | Result        | Reference range | Result                                                                                                                                                                                                                                                            |
|------------------------------------|---------------|-----------------|-------------------------------------------------------------------------------------------------------------------------------------------------------------------------------------------------------------------------------------------------------------------|
| Hepatitis C Virus (HCV)            | Not detected  | Not detected    |    |
| Humanes Immundefizienz-Virus (HIV) | Not detected  | Not detected    |    |
| Herpes Simplex Virus Typ 2 (HSV2)  | Indeterminate | Not detected    |    |
| Syphilis                           | Not detected  | Not detected    |    |



Surname,  
First name  
Smith, John










DOB  
01-07-1984

Laboratory #  
3-4304

Report date  
02-09-2018

**Sample material:** Urine

**Date received:** 02-01-2018

| Analyte               | Result       | Reference range | Result                                                                                                                                                                                                                                                      |
|-----------------------|--------------|-----------------|-------------------------------------------------------------------------------------------------------------------------------------------------------------------------------------------------------------------------------------------------------------|
| Chlamydia trachomatis | Not detected | Not detected    |    |
| Neisseria gonorrhoea  | Detected     | Not detected    |    |
| Trichomonas vaginalis | Not detected | Not detected    |    |

No antibodies to hepatitis C virus were detected in the specimen. A false negative result is possible if testing is performed too early after exposure. Long time periods of up to 3 months from infection to antibody production must be expected. Testing of a second specimen is recommended, if index of suspicion for recent infection is high.

HIV-1 p24 antigen and HIV-1/HIV-2 antibodies were not detected. There is no laboratory evidence of infection with the Human immunodeficiency virus (HIV).

No antibodies to *Treponema pallidum* were detected in the specimen. This result, however, does not exclude very recent infection, as the body requires periods of up to 3 months to produce antibodies after an exposure.

DNA of *Chlamydia trachomatis* was not detected in the specimen. There is no evidence of Infection.

*Neisseria gonorrhoea* DNA was detected in the specimen. *N. gonorrhoea* is a bacterium which causes the sexually transmitted disease gonorrhoea, sometimes referred to as "the clap". The infection is often considered "silent" and does not always show symptoms. First noticeable symptoms are discharge, burning sensations during urination, or pain while having sex. If not treated, Gonorrhoea is associated with complications that may result in infertility. There is a high prevalence of co-infection with *Chlamydia trachomatis* and an increased susceptibility to human immunodeficiency virus (HIV).

*Trichomonas vaginalis*: DNA of *T. vaginalis* was not detected in the specimen. There is no laboratory evidence of infection with trichomoniasis.

Indeterminate: Repeat testing has yielded inconclusive results. This could be due to pretreatment by antibiotics or other medications, inadequate specimen collection, substances inhibitory to the assay in the specimen, a slightly increased "false positive" signal, or the presence of infectious organism at a concentration below the detection capability of this assay. A result of Indeterminate does not imply

Verisana LAB

c/o Brian Kalish  
818 N Quincy Street  
Unit 806  
Arlington VA 22203

Email: [contact@verisana.com](mailto:contact@verisana.com)  
Phone: (703) 722 6067  
[www.verisana.com](http://www.verisana.com)



| <b>Surname,<br/>First name</b> | <b>DOB</b> | <b>Laboratory #</b> | <b>Report date</b> |
|--------------------------------|------------|---------------------|--------------------|
| Smith,John                     | 01-07-1984 | 3-4304              | 02-09-2018         |

a positive result or that any infectious organism was conclusively identified. Verisana suggests consulting with your physician regarding further confirmatory testing for this organism.

Yours sincerely  
Your laboratory team