



Verisana LAB · c/o Brian Kalish · 818 N Quincy Street ·  
Unit 806 · Arlington VA 22203

Jane Smith  
1234 Main Street  
ANYTOWN CA 45789

**Surname,  
First name** Smith, Jane

**DOB** 01-07-1984

**Sex** female

**Laboratory #** 3-4303

**Date collected** 01-30-2018

**Date received** 02-01-2018

**Report date** 02-09-2018










## Laboratory report

Enclosed you will find the results of your laboratory examination. In case of any positive results, please consult your primary care provider for treatment options and further analysis. We explicitly warn against beginning, suspending or changing any medication or therapy without consulting your doctor. Verisana recommends confirmatory testing with a different method for any positive result, or if an unexpected negative result is obtained. A positive result for any of the tests in this panel, should be viewed as a “presumptive positive” until a confirmatory test has been performed.

**Test:** Basic STD Test for Women

**Sample material:** Vaginal Swab

**Date received:** 02-01-2018

Analyte	Result	Reference range	Result
Chlamydia trachomatis	Not detected	Not detected	  
Neisseria gonorrhoea	Detected	Not detected	  
Trichomonas vaginalis	Not detected	Not detected	  

DNA of Chlamydia trachomatis was not detected in the specimen. There is no evidence of Infection.



Surname, First name	DOB	Laboratory #	Report date
Smith, Jane	01-07-1984	3-4303	02-09-2018

Neisseria gonorrhoea DNA was detected in the specimen. *N. gonorrhoea* is a bacterium which causes the sexually transmitted disease gonorrhoea, sometimes referred to as “the clap”. The infection is often considered “silent” and does not always show symptoms. First noticeable symptoms are discharge, burning sensations during urination, or pain while having sex. If not treated, Gonorrhoea is associated with complications that may result in infertility. There is a high prevalence of co-infection with *Chlamydia trachomatis* and an increased susceptibility to human immunodeficiency virus (HIV).

*Trichomonas vaginalis*: DNA of *T. vaginalis* was not detected in the specimen. There is no laboratory evidence of infection with trichomoniasis.

Yours sincerely  
Your laboratory team